

MATRL 218/CHEM 227: Class X — Magnetism

Ram Seshadri (seshadri@mrl.ucsb.edu)

Cooperative magnetism: Phenomenology, Curie paramagnetism and Curie-Weiss paramagnetism, the internal field:

- In a normal paramagnet, all the spins are non-interacting. At any finite temperature, there is a tendency for the spins to misalign, even in the presence of a magnetic field. Only at 0 K do the spins all line up in the presence of a magnetic field, and the magnetic susceptibility $\chi = M/H$ diverges. M is the magnetization, the number of magnetic dipoles formed per unit volume of sample, and H is the magnetic field. Divergence of the susceptibility arises when even an infinitesimally small field aligns all the spins. The system obeys the Curie law, and is called a Curie paramagnet, with:

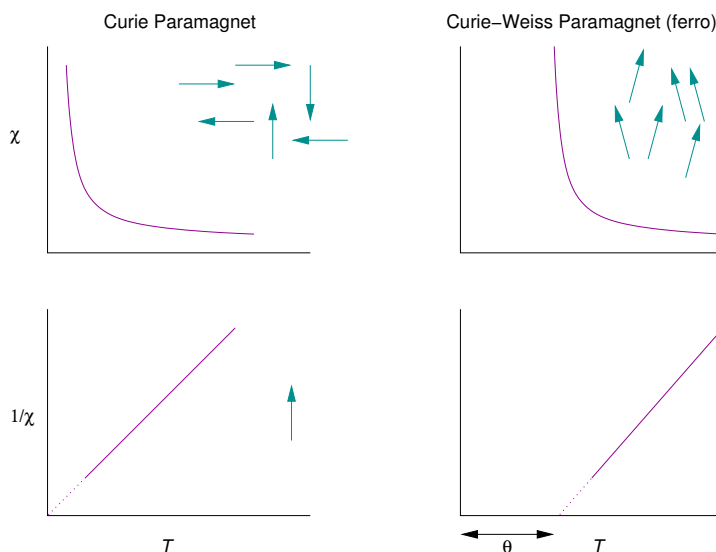
$$\chi = \frac{C}{T}$$

The Curie constant C is indicative of the number of magnetic spins per atom. Good examples of paramagnets are those containing magnetic ions in insulating solids¹ where the ions are far from one another. An example is the alum, $(\text{NH}_4)\text{Cr}(\text{SO}_4)_2 \cdot 12\text{H}_2\text{O}$, where the large number of water molecules in the crystal help isolate the magnetic Cr^{3+} ions.

Ferromagnetic interactions between spins arise as a result of an internal field (the Weiss field). A system that is normally a paramagnet with ferromagnetic interactions, displays, as a result of the internal field, Curie-Weiss behavior in the paramagnetic regime:

$$\chi = \frac{C}{(T - \theta)}$$

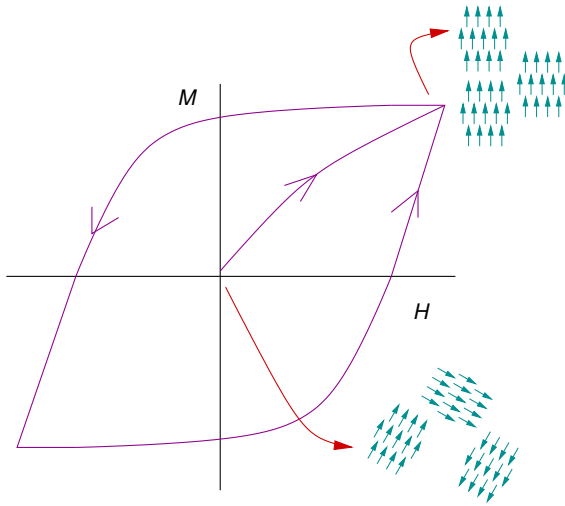
As a result of the internal field tending to align the spins, the susceptibility diverges even at finite temperatures. The temperature at which the divergence occurs is called the Weiss constant θ and it is often (but not necessarily) the Curie temperature T_C for the paramagnetic to ferromagnetic phase transition.



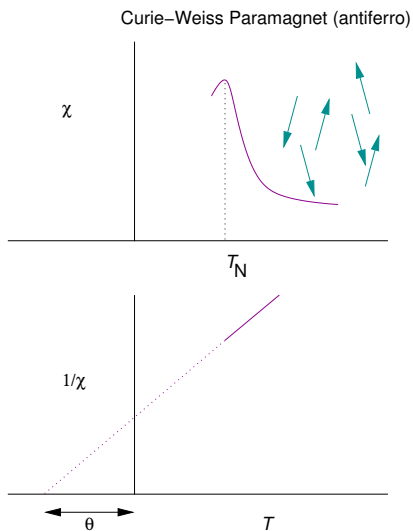
Systems showing such Curie-Weiss behavior in the magnetic susceptibility are typical ferromagnets such as Fe, Co, Ni, CrO_2 , CoS_2 etc.

¹In metallic solids, spins can communicate with one-another over long distances through the mediation of conduction electrons

In materials that are ferromagnetic, magnetic domains, which are regions of aligned spins, tend to form below the Curie temperature T_C . The domains themselves need not be all aligned. The application of an external magnetic field however, tends to ensure that the net spin of each domain is aligned with the magnetic field. One of the indicators of the presence of magnetic domains is the characteristic hysteresis loop of ferromagnets.



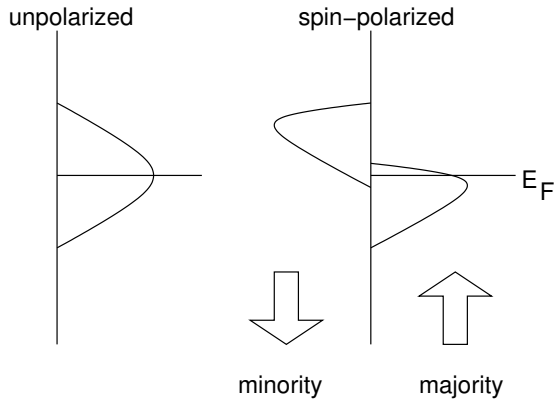
- In some systems, the internal field tends to antialign spins. These systems are antiferromagnets. The Curie-Weiss plot is shifted so that θ is negative. In other words, even at 0 K, the spins cannot be lined up by applying a magnetic field. Only at some fictitious negative temperature will the spins all line up.



The intercept of the $1/\chi$ trace with the temperature axis is at some $\theta < 0$. In a well-behaved antiferromagnet, the phase transition from a paramagnet to an antiferromagnet takes place at the Néel temperature T_N and $T_N = -\theta$. Examples of antiferromagnets are Cr, Mn, Cr_2O_3 , CoO, $\alpha\text{-Fe}_2\text{O}_3$...

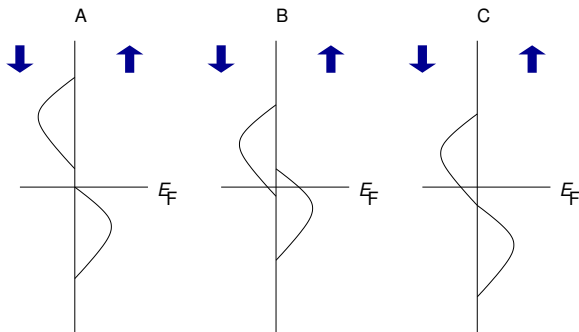
The origins of cooperative magnetism:

- Valence d and f orbitals are more contracted than valence s and p orbitals. As a result, systems with d of f valence electrons are often magnetic. Please see the handout. Also, please read a book like Kittel, if you wish to learn more.
- In a magnetic d electron compound, spin-polarization splits the densities of state:



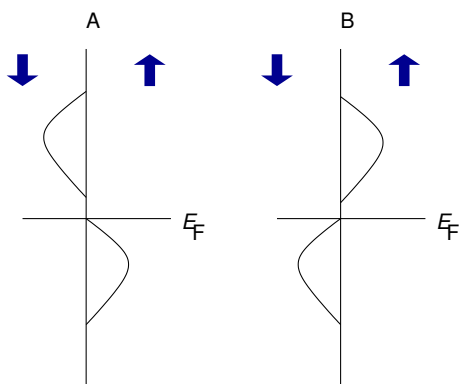
The states are usually called spin-up (\uparrow) and spin down (\downarrow), or alternately majority and minority. “Up” and “down” are not to be thought of as actual directions in which the spins point.

- In a ferromagnet, all the spins on the magnetic (d) ions point in the same direction. On the d ion site, the DOS might look like:



The figure shows the partial d -electron DOS of magnetic atoms in ferromagnets. **A** is a ferromagnetic insulator. These are quite rare. An example is the spinel CdCr_2Se_4 . **B** is a typical ferromagnetic metal such as Fe. **C** is a ferromagnetic half-metal such as the pyrite compound CoS_2 .

- Antiferromagnetic compounds have two identical magnetic atoms **A** and **B** distinguished by the sense of the spin. The partial d DOS on one of the atoms cancels (in the sense of spin) the partial d DOS on the other atom. In the scheme below are the **A** and **B** site d partial DOS in an insulating antiferromagnet.



- A ferrimagnet (example, the spinel CoFe_2O_4) is like an antiferromagnet, except the two sites **A** and **B** are both chemically and magnetically distinct. In the spinel CoFe_2O_4 , **A** could represent the d DOS of the Co atoms and **B** could represent the d DOS of the Fe atoms.

